

Vintage Trailer Series Autumn Color Charts

Vintage Trailer Series Autumn Mug Rug Instructions

<https://www.juliasneedledesigns.com>

Hoop: 4x4

Supplies Needed:

- 1 Piece Printed Fabric for Back Fabric
- 1 Piece of White Fabric or White Felt for top
- Thread, 2 sheets Medium tear away stabilizer (1 if using felt above)
- Adhesive if needed

Instructions:

1. Hoop Stabilizer, & one layer of white fabric or felt in this order from bottom up.
2. Run Colors 1- 10 (Entire Design)

STOP

3. Float printed piece of fabric under the hoop. Use adhesive to secure if needed.
4. Run Color 11 (white reinforcement stitches)

5. Remove hoop but DO NOT UNHOOP.

6. Cut away fabric to stitching line.

DO NOT CUT into the stabilizer. It should stay intact to support the final step.

7. Replace unit.

8. Run Color 12 (**Dark Orange** Final Satin stitch.)
9. Remove from hoop and gently tear away remaining stabilizer.
10. Press with cloth on top.



4x4MugRugVintageTrailer-MugRug.pes
3.83x3.83" (97.4x97.2 mm), 8376 st, 12/12 clr

5x7 & 6x10 HOOP

Supplies Needed:

- 1 Piece Printed or solid Fabric for backing
- 1 Piece White Fabric For Top
- Thin batting, Thread, Medium tear away stabilizer
- Adhesive if needed

Instructions:

Hoop Stabilizer, thin batting, and 1 layer of printed fabric in this order from bottom up.

1. Run Color 1 (White outline stitch to hold layers together).
2. Run Color 2-11 (Entire Design).

STOP

3. Float backing fabric underneath hoop.
4. Run Color 12 (white reinforcement stitches)

STOP.

5. Remove hoop but DO NOT UNHOOP.

6. Cut away fabric to stitching line.

DO NOT CUT into the stabilizer. It should stay intact to support the final step.

7. Replace unit.

8. Run Color 13-15 (Dark Orange/Gray Final Outline Stitch)

STOP.

9. Remove from hoop and gently cut and tear away remaining stabilizer.

10. Press with cloth on top.



5x7MugRugVintageTrailer-MugRug.pes
5.83x4.89" (148.0x124.3 mm), 18363 st, 12/15 clrs

6x10MugRugVintageTrailer-MugRug.pes
7.59x6.20" (192.8x157.5 mm), 23539 st, 12/15 clrs













4x4VintageTrailer-Autumn.
3.90x3.29 " 5369 st,
(99.0x83.6 mm),

5x7VintageTrailer-Autumn
5.78x4.88 " 7257 st,
(146.9x123.9 mm),

6x10VintageTrailer-Autumn
7.33x6.18 " 9346 st,
(186.1x156.9 mm)

9x9VintageTrailer-Autumn.
8.99x7.59 " 11224 st,
(228.4x192.8 mm),

Thread Name Robison-Anton

1		Pro Erin	2738	6		Daffodil	2326
2		Gull	2731	7		Emerald	2214
3		Chocolate	2227	8		Mocha	2475
4		Rust	2289	9		Orange	2218
5		Pumpkin	2328	10		Chocolate	2227