

Funny Christmas Tag/Hanger I Instructions

<https://www.juliasneedledesigns.com>

Supplies Needed:

4x4 Hoop

1 Piece printed or solid Fabric for backing & 1 piece solid fabric for top
Thread, medium tear away stabilizer and/or adhesive if needed

5x7 Hoop

1 Piece printed or solid fabric for backing & 1 Piece solid fabric for top
Thin batting or felt, thread, medium tear away stabilizer and/or adhesive if needed

Hooping instructions for 4x4 hoop:

Hoop stabilizer and 1 layer of solid fabric in this order from bottom up.

Hooping instructions for 5x7 hoop:

Hoop Stabilizer, thin batting or felt, and 1 layer of solid fabric in this order from bottom up.

Sew Out Instructions:

1. Run color #1 (White outline stitch to hold layers together).
2. Run remaining colors **stopping** before the last three color changes.
- 3. STOP**
4. Float printed piece of fabric under the hoop. Use adhesive to secure if needed.
5. Run Color Gray (Gray Tackdown Stitch)
- 6. STOP**
7. Remove hoop but **DO NOT UNHOOP**.
8. Cut away fabric to stitching line.
9. **DO NOT CUT** into the stabilizer. It should stay intact to support the final step.
10. Replace unit.
11. Run Color Red Final outline stitch
12. Run Color Black Hole outline.
13. Remove from hoop and gently cut and tear away remaining stabilizer.
14. Press and punch out hole for ribbon. Add ribbon to hang.

******* 4x4 and 5x7 Design # 4 has an applique option for the present.**



5x7FunnyGiftTag-I-1.4.27x6.88 ", 17656 st,
 4x4FunnyGiftTag-I-1.2.44x3.91 ", 8346 st,

- | | | | | |
|---|--------------------------|--------|------|--------------------|
| 1 | <input type="checkbox"/> | Chrome | 5839 | Outline Stitch |
| 2 | <input type="checkbox"/> | Red | 7706 | |
| 3 | <input type="checkbox"/> | Ming | 5622 | |
| 4 | <input type="checkbox"/> | Black | 5596 | |
| 5 | <input type="checkbox"/> | Beige | 9126 | Tackdown Stitch |
| 6 | <input type="checkbox"/> | Red | 7706 | Final Satin Stitch |
| 7 | <input type="checkbox"/> | Black | 5596 | |



4x4FunnyGiftTag-I-2.2.42x3.87 ", 7206 st,
 5x7FunnyGiftTag-I-2.4.44x6.90 ", 19529 st,

- | | | | | |
|---|--------------------------|----------|------|--------------------|
| 1 | <input type="checkbox"/> | Chrome | 5839 | Outline Stitch |
| 2 | <input type="checkbox"/> | Red | 7706 | |
| 3 | <input type="checkbox"/> | Ming | 5622 | |
| 4 | <input type="checkbox"/> | Chrome | 5839 | |
| 5 | <input type="checkbox"/> | Skylight | 5782 | Tackdown Stitch |
| 6 | <input type="checkbox"/> | Red | 7706 | Final Satin Stitch |
| 7 | <input type="checkbox"/> | Black | 5596 | |



5x7FunnyGiftTag-I-3.4.84x6.85", 22107 st,
 4x4FunnyGiftTag-I-3.3.09x3.87", 10010 st,

- 1 Chrome 5839 Outline Stitch
- 2 Red 7706
- 3 Forest 5814
- 4 Chrome 9028
- 5 Shrimp 5546
- 6 Beige 9126 Tackdown Stitch
- 7 Red 7706 Final Satin Stitch
- 8 Black 5596




5x7FunnyGiftTag-I-5.4.39x6.83", 17557 st
 4x4FunnyGiftTag-I-5.2.43x3.90", 8260 st,

- 1 Chrome 5839 Outline Stitch
- 2 Red 7706
- 3 Forest 9144
- 4 Beige 9126
- 5 Red 7706 Tackdown Stitch
- 6 Black 5596 Final Satin Stitch









5x7FunnyGiftTag-I-4. 4.25x6.85 ", 15674 st
 4x4FunnyGiftTag-I-4. 2.44x3.90 ", 8223 st,

- 1  Chrome 5839 Outline Stitch
- 2  Red 7706
- 3  Chrome 5839 Outline Stitch
- 4  Beige 9126 Tackdown Stitch
- 5  Ming 5622
- 6  Forest 5748 Final Satin Stitch
- 7  Day Lilly 9010
- 8  Beige 9126
- 9  Red 5629 Tackdown Stitch
- 10  Black 5596 Final Satin Stitch



5x7FunnyGiftTag-I-6. 4.83x6.84 ", 17791 st,
 4x4FunnyGiftTag-I-6. 2.78x3.90 ", 9048 st,

- 1  Chrome 5839 Outline Stitch
- 2  Red 7706
- 3  Forest 9144
- 4  Beige 9126
- 5  Red 7706 Tackdown Stitch
- 6  Black 5596 Final Satin Stitch