

# Funny Christmas Tag II Hanger Instructions

<https://www.juliasneedledesigns.com>

## Supplies Needed:

### 4x4 Hoop

1 Piece printed or solid Fabric for backing & 1 piece solid fabric for top  
Thread, medium tear away stabilizer and/or adhesive if needed

### 5x7 Hoop

1 Piece printed or solid fabric for backing & 1 Piece solid fabric for top  
Thin batting or felt, thread, medium tear away stabilizer and/or adhesive if needed

### Hooping instructions for 4x4 hoop:

Hoop stabilizer and 1 layer of solid fabric in this order from bottom up.

### Hooping instructions for 5x7 hoop:

Hoop Stabilizer, thin batting or felt, and 1 layer of solid fabric in this order from bottom up.








## Sew Out Instructions:

1. Run color #1 (White outline stitch to hold layers together).
2. Run remaining colors stopping before the last three color changes.
- 3. STOP**
4. Float printed piece of fabric under the hoop. Use adhesive to secure if needed.
5. Run Color Gray (Gray Tackdown Stitch)
- 6. STOP**
7. Remove hoop but **DO NOT UNHOOP.**
8. Cut away fabric to stitching line.
- 9. DO NOT CUT** into the stabilizer. It should stay intact to support the final step.
10. Replace unit.
11. Run Color Red Final outline stitch
12. Run Color Black Hole outline.
13. Remove from hoop and gently cut and tear away remaining stabilizer.
14. Press and punch out hole for ribbon. Add ribbon to hang.

\*\*\*\*\* 4x4 and 5x7 Design # 4 has an applique option for the present.








## Robison-Anton Polyester



- 1  5839 **OUTLINE STITCH**
- 2  7706
- 3  9144
- 4  5839
- 5  9126 **TACKDOWN STITCH**
- 6  7706 **FINAL SATIN STITCH**
- 7  5596

5x7FunnyGiftTags-II-1. 4.25x6.85 ", 17803 st,  
4x4FunnyGiftTags-II-1. 2.42x3.87 ", 8883 st,



- 1  5839 **OUTLINE STITCH**
- 2  7706
- 3  5839
- 4  9144
- 5  9126
- 6  7706 **TACKDOWN STITCH**
- 7  5596 **FINAL SATIN STITCH**

5x7FunnyGiftTags-II-3. 4.26x6.85 ", 16646 st,  
4x4FunnyGiftTags-II-3. 2.42x3.87 ", 7665 st,



- 1  5839 **OUTLINE STITCH**
- 2  7706
- 3  5839
- 4  5622
- 5  9126 **TACKDOWN STITCH**
- 6  7706 **FINAL SATIN STITCH**
- 7  5596

5x7FunnyGiftTags-II-2. 4.26x6.87 ", 15144 st,  
 4x4FunnyGiftTags-II-2. 2.43x3.87 ", 7516 st,



- 1  5839 **OUTLINE STITCH**
- 2  5622
- 3  5629
- 4  9126
- 5  7706 **TACKDOWN STITCH**
- 6  5596 **FINAL SATIN STITCH**

5x7FunnyGiftTags-II-4. 4.77x6.15 ", 15046 st,  
 4x4FunnyGiftTags-II-4. 3.01x3.88 ", 8726 st,



- 1  5839 **OUTLINE STITCH**
- 2  9144
- 3  7706
- 4  9126
- 5  7706 **TACKDOWN STITCH**
- 6  5596 **FINAL SATIN STITCH**

5x7FunnyGiftTags-II-6.4.25x6.85 ", 16442 st,  
 4x4FunnyGiftTags-II-6.2.43x3.87 ", 8249 st,



- 1  5839 **OUTLINE STITCH**
- 2  9144
- 3  7706
- 4  5839
- 5  9126
- 6  7706 **TACKDOWN STITCH**
- 7  5596 **FINAL SATIN STITCH**

5x7FunnyGiftTags-II-5.4.25x6.85 ", 17431 st,  
 4x4FunnyGiftTags-II-5.2.43x3.87 ", 9126 st,